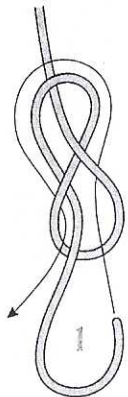
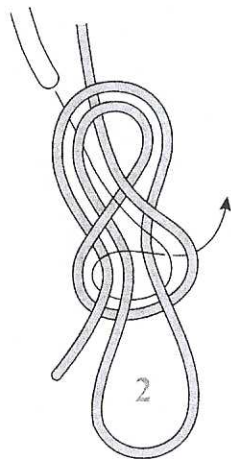


# BUBBLE KNOT


The odd name gives no clue to the use of this knot, which is a kind of button-&-loop fastening that may be applied and cast off easily in many varied situations.



In a short length of cord tie a figure-eight knot, then take one end up through and around the knot to tuck as shown (1).



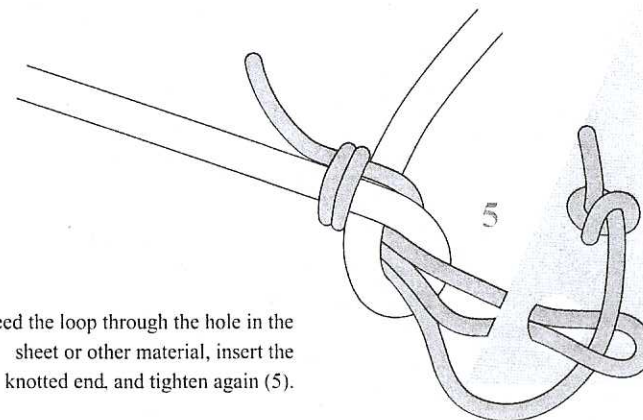
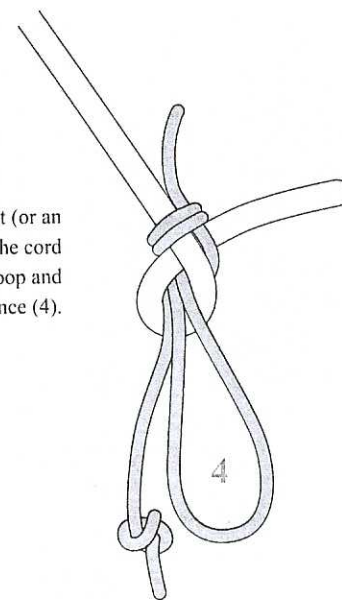
Introduce the rope that the fastening will serve, tucking and tying as illustrated (2, 3).



## ORIGIN

This knot appeared in issue no. 403 (July 2000) of the British monthly magazine *Practical Boat Owner*, and subsequently in issue no. 74 (March 2002) of *Knotting Matters*.

Lastly, add a figure-eight knot (or an Ashley's stopper knot) to the cord end that lies alongside the loop and tighten the entire contrivance (4).



Feed the loop through the hole in the sheet or other material, insert the knotted end, and tighten again (5).

It was dreamed up by Michael Collis, who used it as a quick and easy means of swapping the leads or sheets from one jib sail to another. He reported that the knot had never shaken loose (not even in a force six across the North Sea).